

# HD 11 | Rep. Wendi Stearman

The ideal district population, **38,939**, is based on the latest population estimate. **HD 11** has **39,613** people, which is **1.73%** from the ideal. **9%** of the people in the district are new constituents.

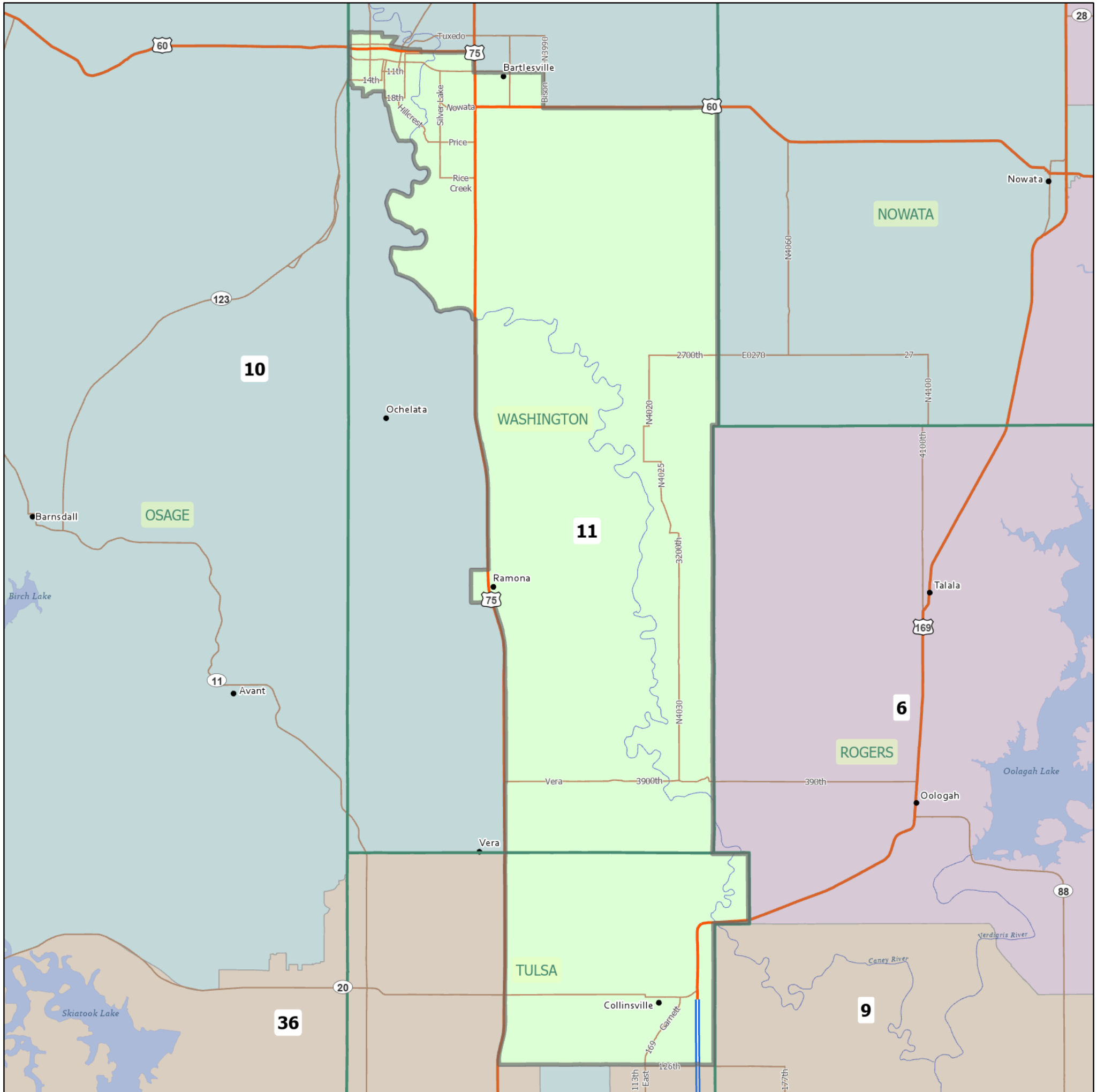
- 15.35% of the district is American Indian and Alaskan Native, alone or in combination with one or more other races.
- 3.6% of the district is Asian, alone or in combination with one or more other races.
- 3.3% of the district is Black or African American, alone or in combination with one or more other races.
- 0.17% of the district is Native Hawaiian and other Pacific Islander, alone or in combination with one or more other races.
- 74.4% of the district is non-Hispanic white.
- 1.23% of the district is some other race or ethnicity.
- 4.12% of the district is of Hispanic or Latino origin.

Area: 196 square miles  
Perimeter: 86 miles

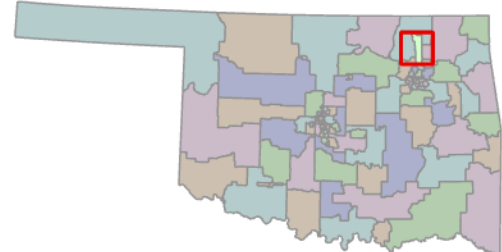
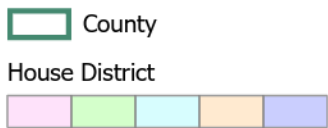
Counties  
(\* indicates partial county)  
Tulsa\*, Washington\*

Cities  
Bartlesville, Collinsville, Ramona, Vera

School Districts  
Bartlesville, Caney Valley, Collinsville



1 inch equals 3 miles



5/19/2021  
Data: U.S. Census Bureau, 2015-2019 American Community Survey. ACS data are based on a sample and are subject to sampling variability. Each estimate has a margin of error. The sum of the racial categories sometimes does not equal 100% because of rounding and because survey participants can select more than one racial category. Hispanic origin is of any race.

