

HD 40 | Rep. Chad Caldwell

The ideal district population, **38,939**, is based on the latest population estimate. **HD 40** has **39,363** people, which is **1.09%** from the ideal. **12%** of the people in the district are new constituents.

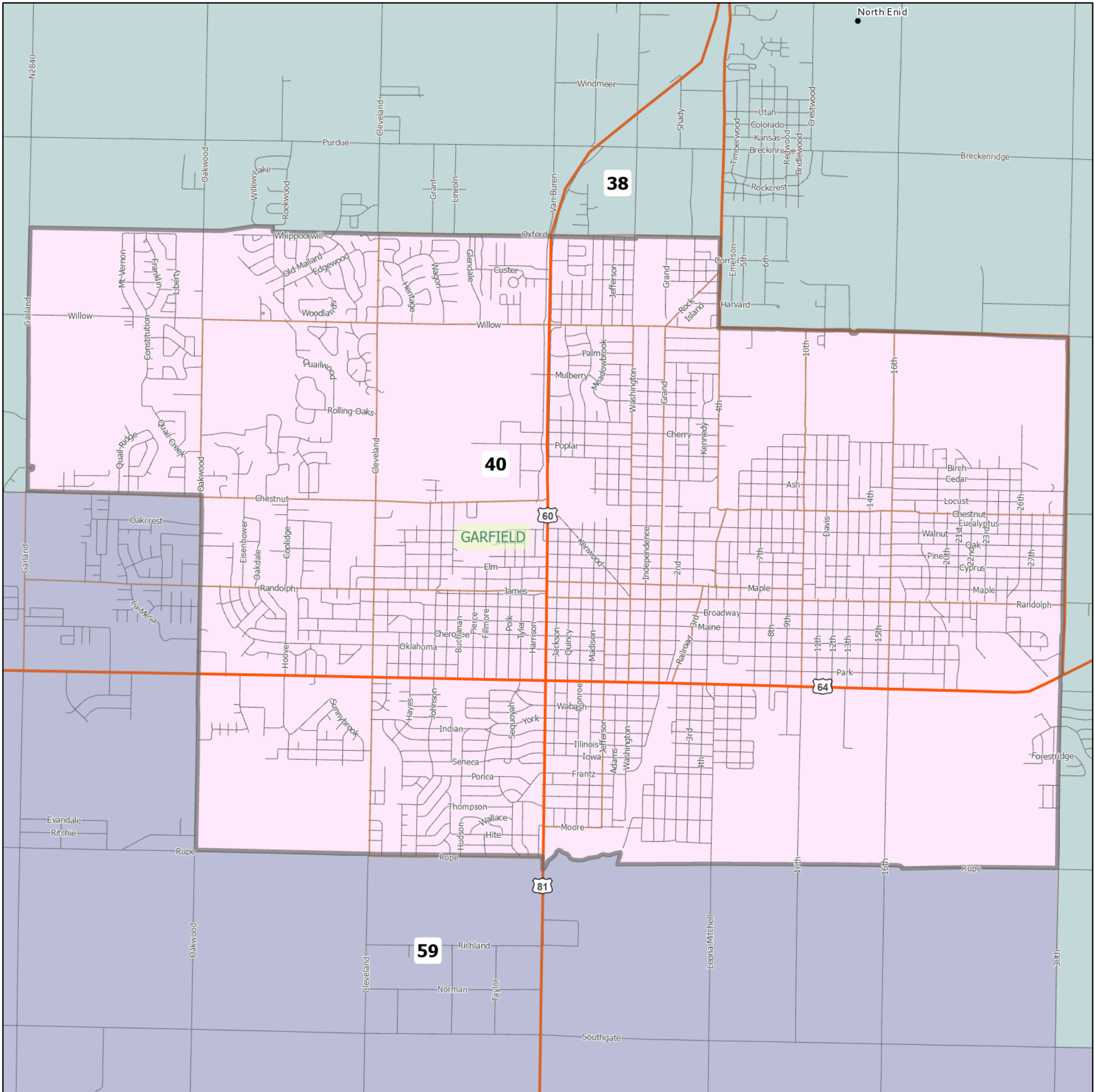
- 5.26% of the district is American Indian and Alaskan Native, alone or in combination with one or more other races.
- 1.73% of the district is Asian, alone or in combination with one or more other races.
- 4.94% of the district is Black or African American, alone or in combination with one or more other races.
- 5.59% of the district is Native Hawaiian and other Pacific Islander, alone or in combination with one or more other races.
- 67.86% of the district is non-Hispanic white.
- 5.1% of the district is some other race or ethnicity.
- 15.89% of the district is of Hispanic or Latino origin.

Area: 18 square miles
Perimeter: 19 miles

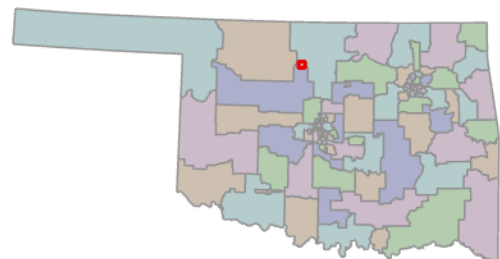
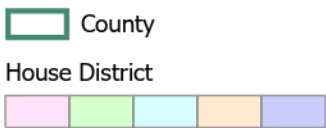
Counties
(* indicates partial county)
Garfield*, Grant, Kay*, Logan*, Noble*

Cities
Enid

School Districts
Chisholm, Enid, Kremlin-Hillsdale, Pioneer-Pleasant Vale



1 inch equals 1 miles



5/19/2021
Data: U.S. Census Bureau, 2015-2019 American Community Survey. ACS data are based on a sample and are subject to sampling variability. Each estimate has a margin of error. The sum of the racial categories sometimes does not equal 100% because of rounding and because survey participants can select more than one racial category. Hispanic origin is of any race.

