

HD 55 | Rep. Todd Russ

The ideal district population, **38,939**, is based on the latest population estimate. **HD 55** has **38,925** people, which is **-0.04%** from the ideal. **21%** of the people in the district are new constituents.

- 6.63% of the district is American Indian and Alaskan Native, alone or in combination with one or more other races.
- 0.24% of the district is Asian, alone or in combination with one or more other races.
- 3.54% of the district is Black or African American, alone or in combination with one or more other races.
- 0.05% of the district is Native Hawaiian and other Pacific Islander, alone or in combination with one or more other races.
- 77.83% of the district is non-Hispanic white.
- 4.07% of the district is some other race or ethnicity.
- 11.94% of the district is of Hispanic or Latino origin.

Area: 3,895 square miles
Perimeter: 358 miles

Counties

(* indicates partial county)

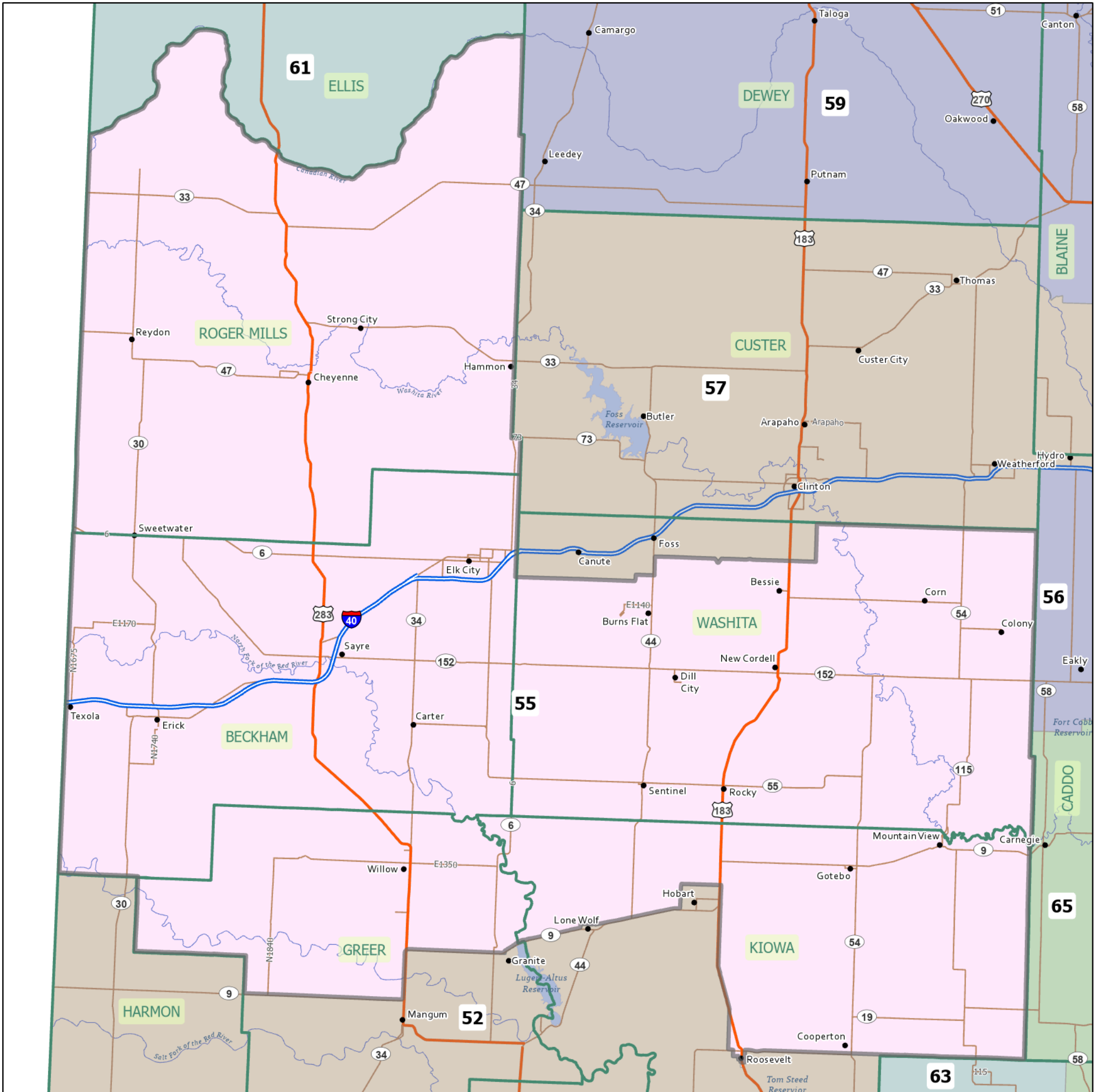
Beckham, Greer*, Kiowa*, Roger Mills, Washita*

Cities

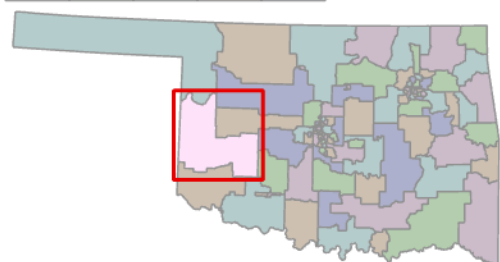
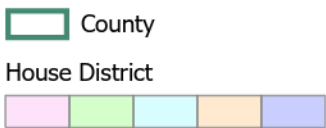
Bessie, Burns Flat, Carter, Cheyenne, Colony, Cooperton, Corn, Dill City, Elk City, Erick, Gotebo, Granite, Hammon, Mountain View, New Cordell, Reydon, Rocky, Roosevelt, Sayre, Sentinel, Strong City, Sweetwater, Texola, Willow

School Districts

Burns Flat-Dill City, Canute, Carnegie, Cheyenne, Clinton, Cordell, Elk City, Erick, Granite, Hammon, Hobart, Leedey, Lone Wolf, Mangum, Merritt, Mountain View-Gotebo, Reydon, Sayre, Sentinel, Snyder, Sweetwater, Weatherford



1 inch equals 8 miles



5/19/2021

Data: U.S. Census Bureau, 2015-2019 American Community Survey. ACS data are based on a sample and are subject to sampling variability. Each estimate has a margin of error. The sum of the racial categories sometimes does not equal 100% because of rounding and because survey participants can select more than one racial category. Hispanic origin is of any race.

