

HD 62 | Rep. Daniel Pae

The ideal district population, **38,939**, is based on the latest population estimate. **HD 62** has **38,448** people, which is **-1.26%** from the ideal. **15%** of the people in the district are new constituents.

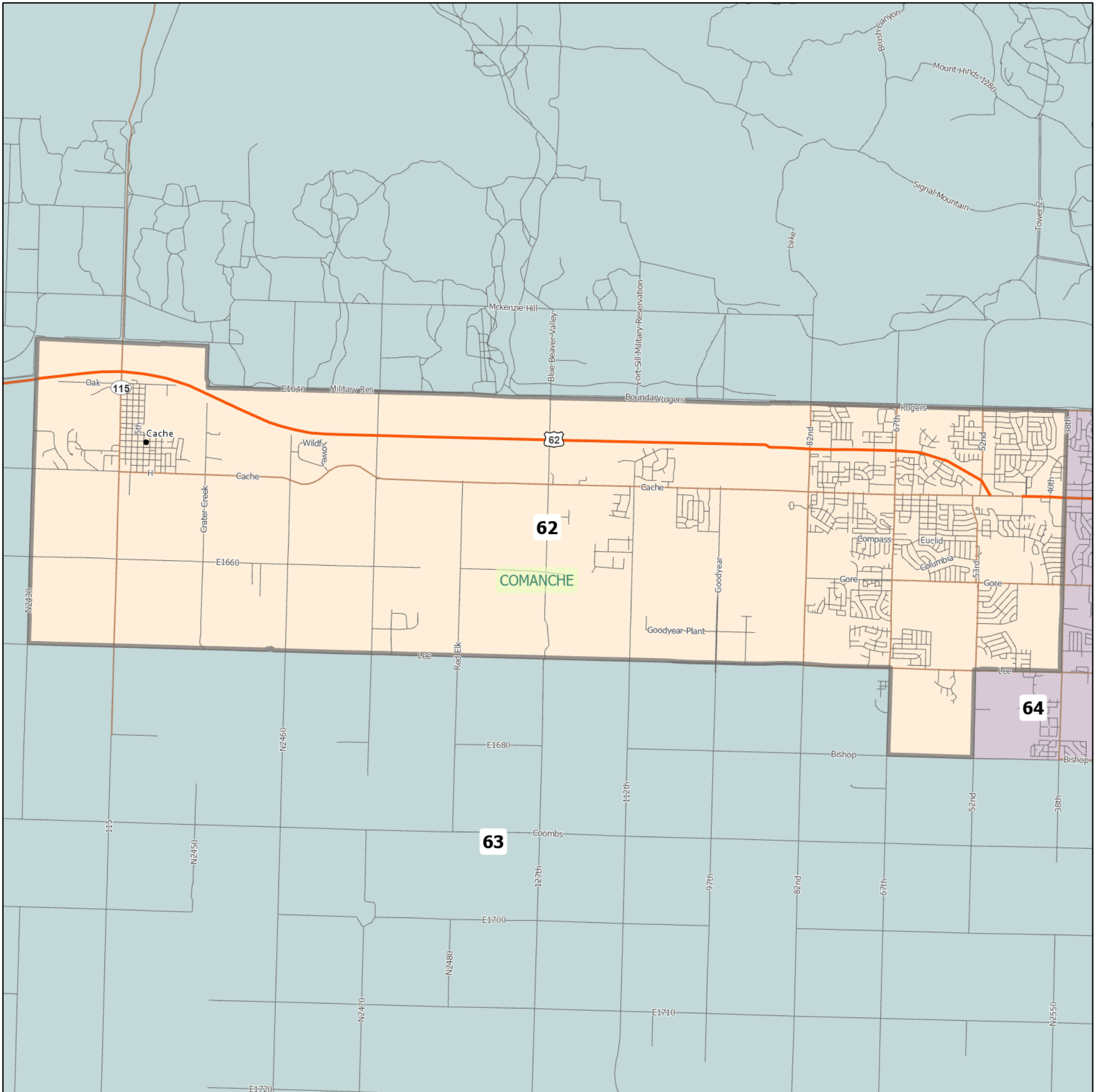
- 9.37% of the district is American Indian and Alaskan Native, alone or in combination with one or more other races.
- 5.57% of the district is Asian, alone or in combination with one or more other races.
- 26.29% of the district is Black or African American, alone or in combination with one or more other races.
- 1.31% of the district is Native Hawaiian and other Pacific Islander, alone or in combination with one or more other races.
- 50.81% of the district is non-Hispanic white.
- 2.93% of the district is some other race or ethnicity.
- 13.15% of the district is of Hispanic or Latino origin.

Area: 38 square miles
Perimeter: 33 miles

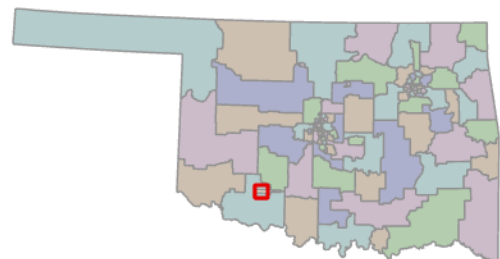
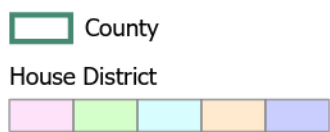
Counties
(* indicates partial county)
Comanche*

Cities
Cache, Lawton

School Districts
Cache, Lawton



1 inch equals 1 miles



5/19/2021
Data: U.S. Census Bureau, 2015-2019 American Community Survey. ACS data are based on a sample and are subject to sampling variability. Each estimate has a margin of error. The sum of the racial categories sometimes does not equal 100% because of rounding and because survey participants can select more than one racial category. Hispanic origin is of any race.

