

HD 70 | Rep. Carol M. Bush

The ideal district population, **38,939**, is based on the latest population estimate. **HD 70** has **39,242** people, which is **0.78%** from the ideal. **6%** of the people in the district are new constituents.

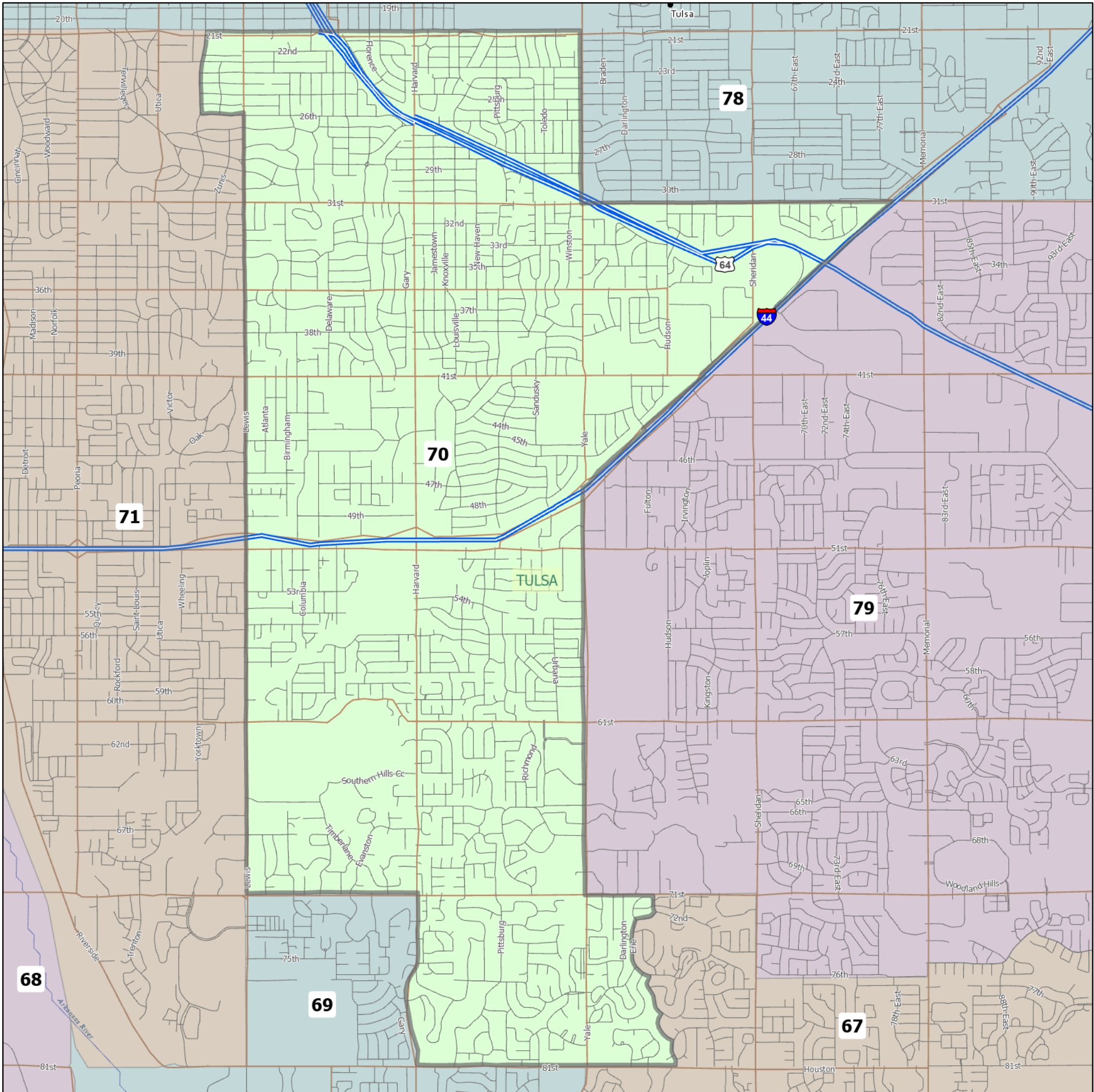
9.44% of the district is American Indian and Alaskan Native, alone or in combination with one or more other races.
 2.69% of the district is Asian, alone or in combination with one or more other races.
 7.57% of the district is Black or African American, alone or in combination with one or more other races.
 0.2% of the district is Native Hawaiian and other Pacific Islander, alone or in combination with one or more other races.
 76.01% of the district is non-Hispanic white.
 1.21% of the district is some other race or ethnicity.
 6.05% of the district is of Hispanic or Latino origin.

Area: 13 square miles
 Perimeter: 20 miles

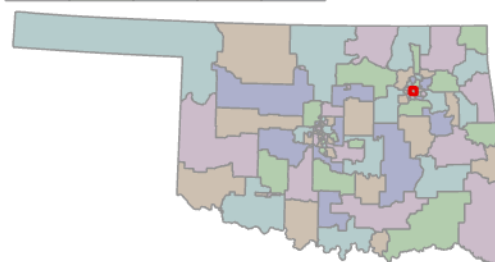
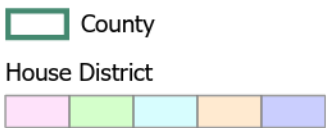
Counties
 (* indicates partial county)
 Tulsa*

Cities
 Tulsa

School Districts
 Jenks, Tulsa, Union



1 inch equals 1 miles



5/19/2021
 Data: U.S. Census Bureau, 2015-2019 American Community Survey. ACS data are based on a sample and are subject to sampling variability. Each estimate has a margin of error. The sum of the racial categories sometimes does not equal 100% because of rounding and because survey participants can select more than one racial category. Hispanic origin is of any race.

