

# HD 71 | Rep. Denise Brewer

The ideal district population, **38,939**, is based on the latest population estimate. **HD 71** has **38,926** people, which is **-0.03%** from the ideal. **7%** of the people in the district are new constituents.

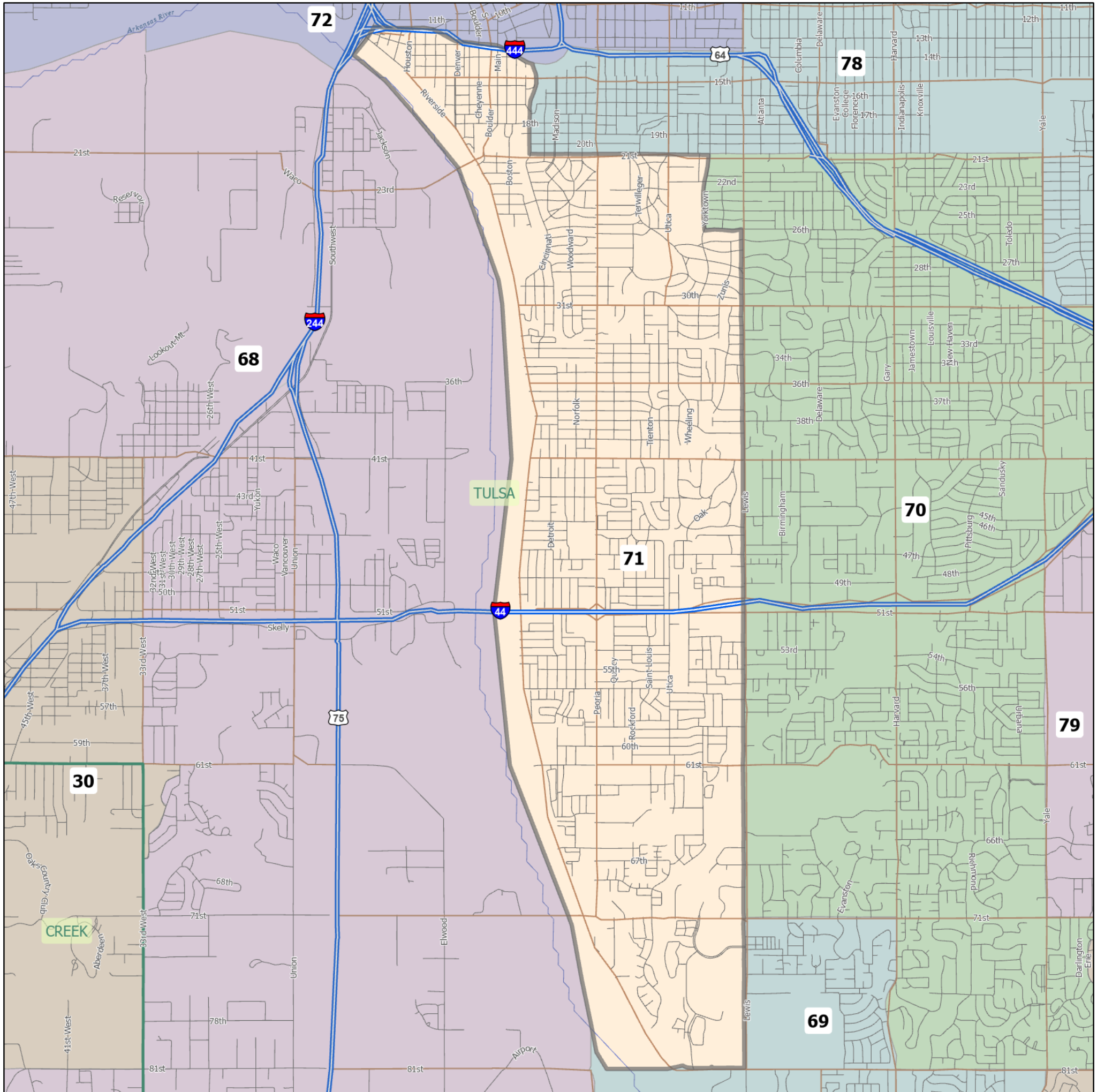
- 10.22% of the district is American Indian and Alaskan Native, alone or in combination with one or more other races.
- 6.45% of the district is Asian, alone or in combination with one or more other races.
- 16.4% of the district is Black or African American, alone or in combination with one or more other races.
- 0.3% of the district is Native Hawaiian and other Pacific Islander, alone or in combination with one or more other races.
- 61.73% of the district is non-Hispanic white.
- 1.54% of the district is some other race or ethnicity.
- 7.42% of the district is of Hispanic or Latino origin.

Area: 10 square miles  
Perimeter: 17 miles

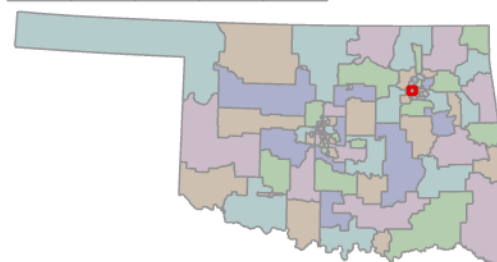
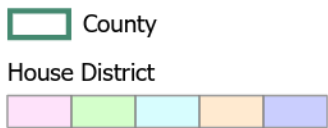
Counties  
(\* indicates partial county)  
Tulsa\*

Cities  
Tulsa

School Districts  
Jenks, Tulsa



1 inch equals 1 miles



5/19/2021  
Data: U.S. Census Bureau, 2015-2019 American Community Survey. ACS data are based on a sample and are subject to sampling variability. Each estimate has a margin of error. The sum of the racial categories sometimes does not equal 100% because of rounding and because survey participants can select more than one racial category. Hispanic origin is of any race.

