

HD 73 | Rep. Regina Goodwin

The ideal district population, **38,939**, is based on the latest population estimate. **HD 73** has **38,355** people, which is **-1.5%** from the ideal. **12%** of the people in the district are new constituents.

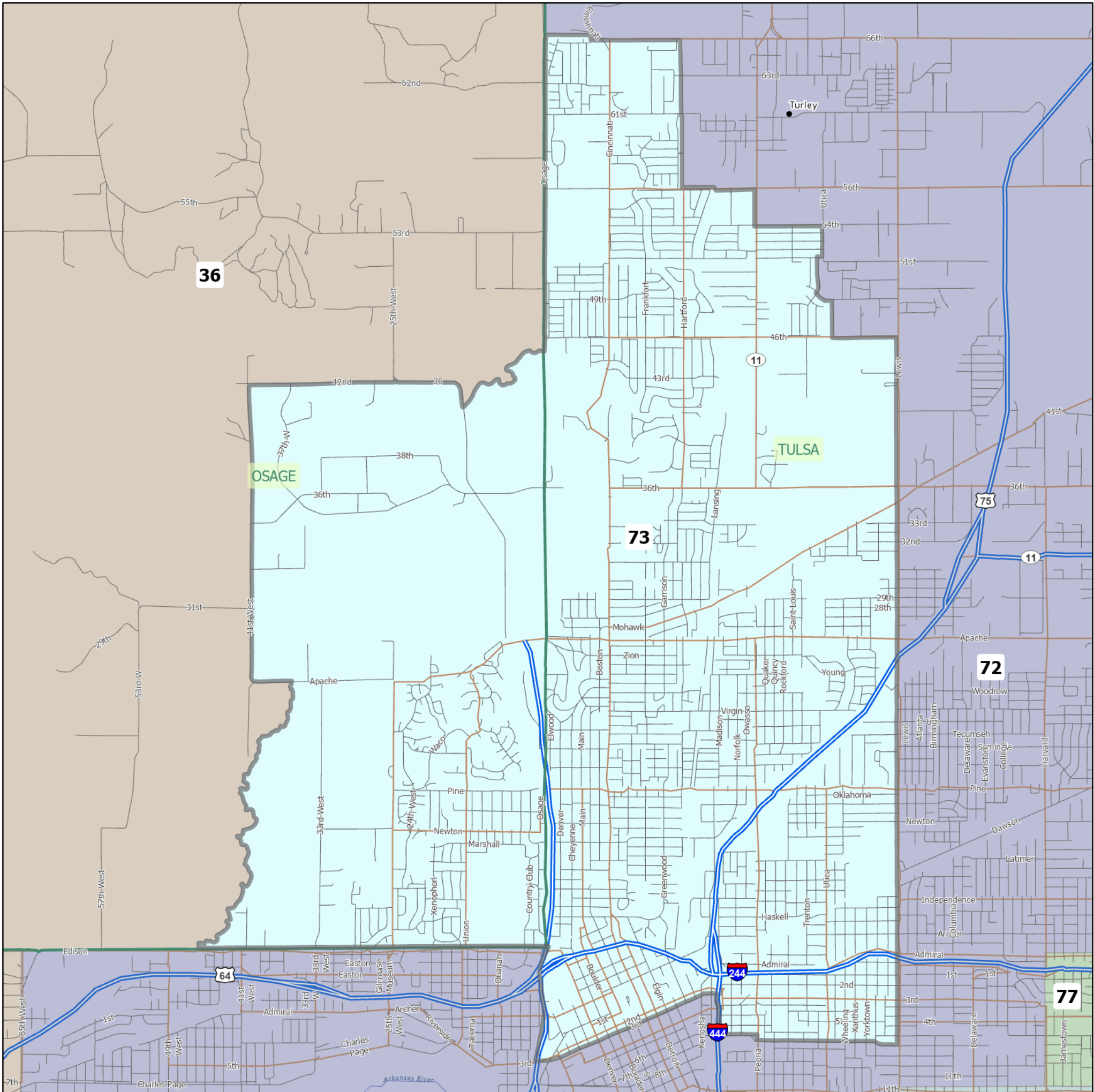
- 11.09% of the district is American Indian and Alaskan Native, alone or in combination with one or more other races.
- 0.54% of the district is Asian, alone or in combination with one or more other races.
- 63.88% of the district is Black or African American, alone or in combination with one or more other races.
- 0.29% of the district is Native Hawaiian and other Pacific Islander, alone or in combination with one or more other races.
- 18.95% of the district is non-Hispanic white.
- 5.49% of the district is some other race or ethnicity.
- 11.61% of the district is of Hispanic or Latino origin.

Area: 22 square miles
Perimeter: 25 miles

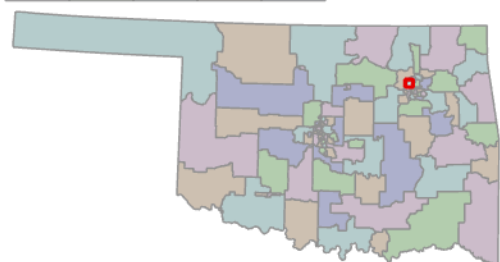
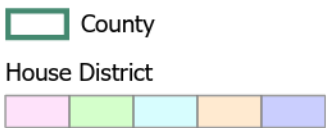
Counties
(* indicates partial county)
Osage*, Tulsa*

Cities
Tulsa, Turley

School Districts
Tulsa



1 inch equals 1 miles



5/19/2021
Data: U.S. Census Bureau, 2015-2019 American Community Survey. ACS data are based on a sample and are subject to sampling variability. Each estimate has a margin of error. The sum of the racial categories sometimes does not equal 100% because of rounding and because survey participants can select more than one racial category. Hispanic origin is of any race.

