

# HD 74 | Rep. Mark Vancuren

The ideal district population, **38,939**, is based on the latest population estimate. **HD 74** has **39,126** people, which is **0.48%** from the ideal. **13%** of the people in the district are new constituents.

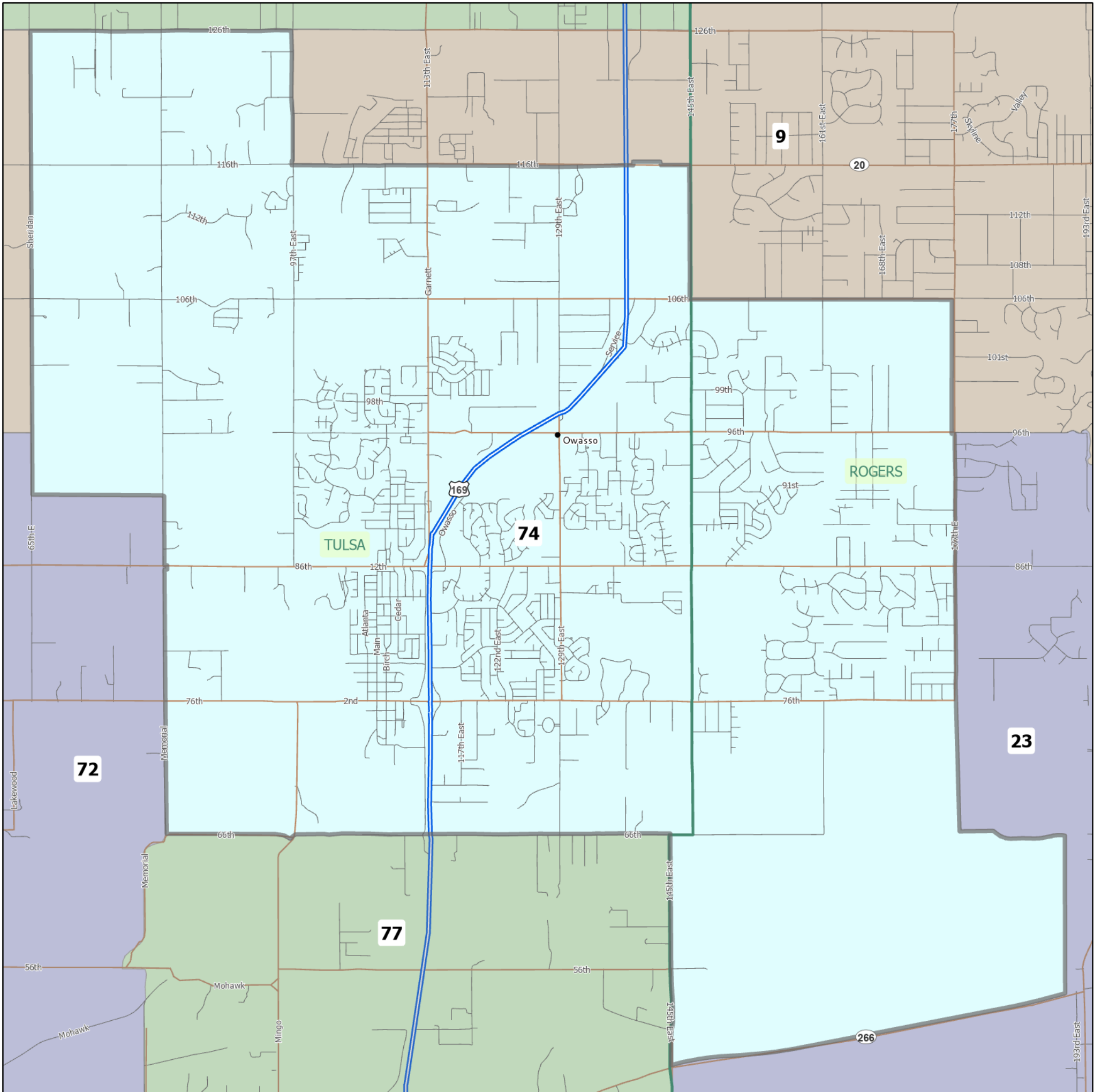
- 13.18% of the district is American Indian and Alaskan Native, alone or in combination with one or more other races.
- 2.94% of the district is Asian, alone or in combination with one or more other races.
- 3.8% of the district is Black or African American, alone or in combination with one or more other races.
- 0.18% of the district is Native Hawaiian and other Pacific Islander, alone or in combination with one or more other races.
- 74.47% of the district is non-Hispanic white.
- 2.7% of the district is some other race or ethnicity.
- 6.01% of the district is of Hispanic or Latino origin.

Area: 37 square miles  
Perimeter: 31 miles

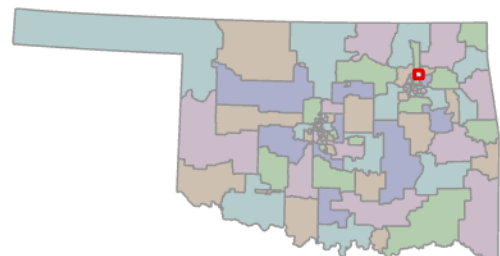
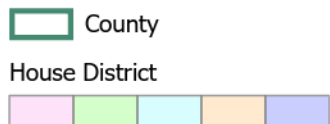
Counties  
(\* indicates partial county)  
Rogers\*, Tulsa\*

Cities  
Owasso

School Districts  
Collinsville, Owasso, Sperry



1 inch equals 1 miles



5/19/2021  
Data: U.S. Census Bureau, 2015-2019 American Community Survey. ACS data are based on a sample and are subject to sampling variability. Each estimate has a margin of error. The sum of the racial categories sometimes does not equal 100% because of rounding and because survey participants can select more than one racial category. Hispanic origin is of any race.

