

The ideal district population, **38,939**, is based on the latest population estimate. **HD 75** has **39,647** people, which is **1.82%** from the ideal. **2%** of the people in the district are new constituents.

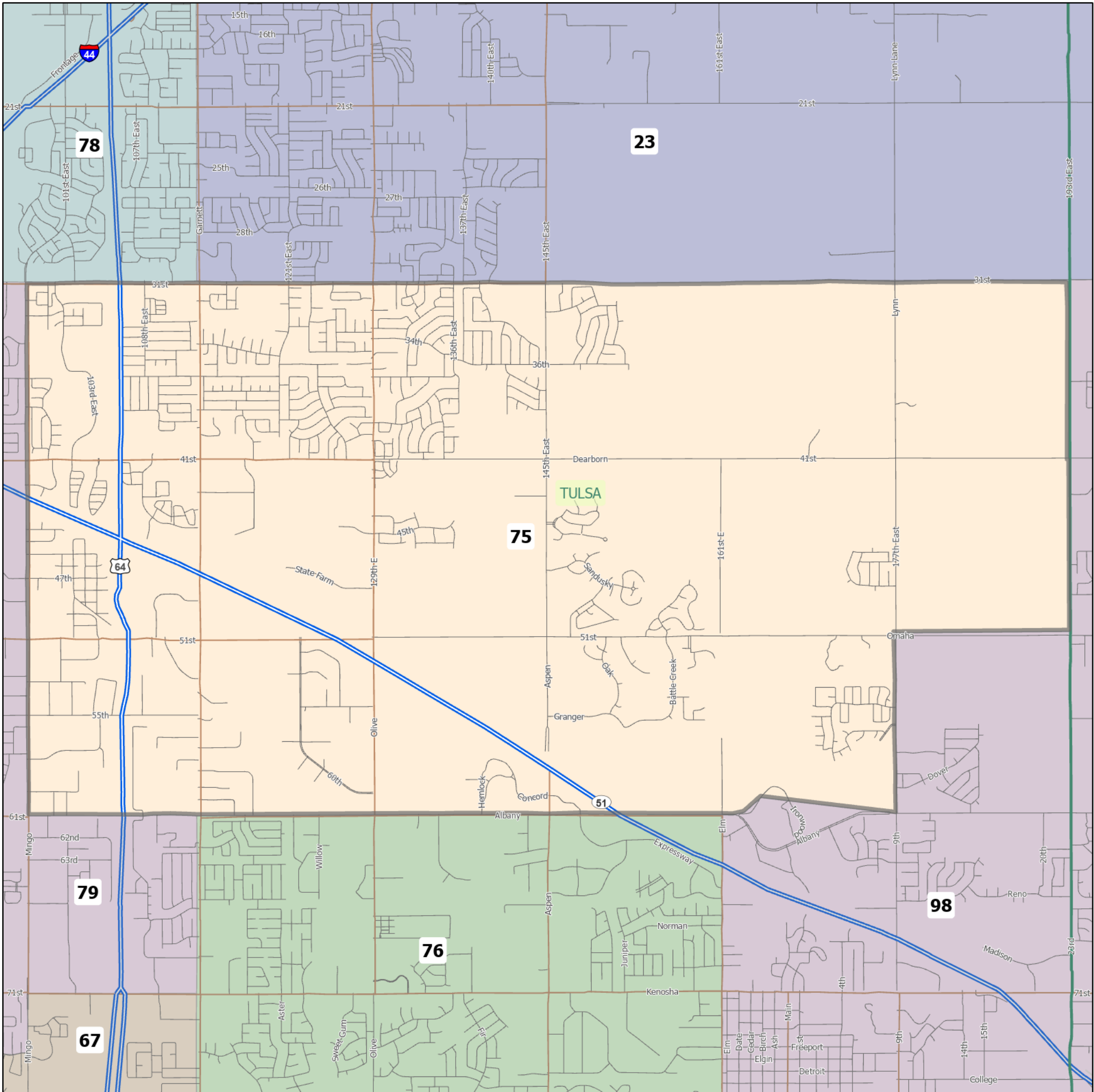
- 9.52% of the district is American Indian and Alaskan Native, alone or in combination with one or more other races.
- 6.02% of the district is Asian, alone or in combination with one or more other races.
- 11.06% of the district is Black or African American, alone or in combination with one or more other races.
- 0.33% of the district is Native Hawaiian and other Pacific Islander, alone or in combination with one or more other races.
- 46.05% of the district is non-Hispanic white.
- 9.04% of the district is some other race or ethnicity.
- 29.94% of the district is of Hispanic or Latino origin.

Area: 17 square miles
Perimeter: 18 miles

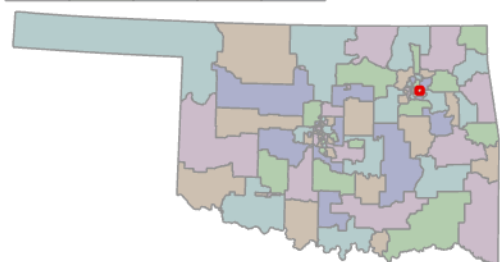
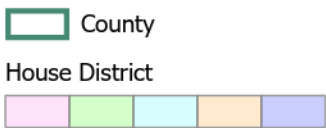
Counties
(* indicates partial county)
Tulsa*

Cities
Broken Arrow, Tulsa

School Districts
Broken Arrow, Union



1 inch equals 1 miles



5/19/2021
Data: U.S. Census Bureau, 2015-2019 American Community Survey. ACS data are based on a sample and are subject to sampling variability. Each estimate has a margin of error. The sum of the racial categories sometimes does not equal 100% because of rounding and because survey participants can select more than one racial category. Hispanic origin is of any race.

