

HD 76 | Rep. Ross Ford

The ideal district population, **38,939**, is based on the latest population estimate. **HD 76** has **39,360** people, which is **1.08%** from the ideal. **5%** of the people in the district are new constituents.

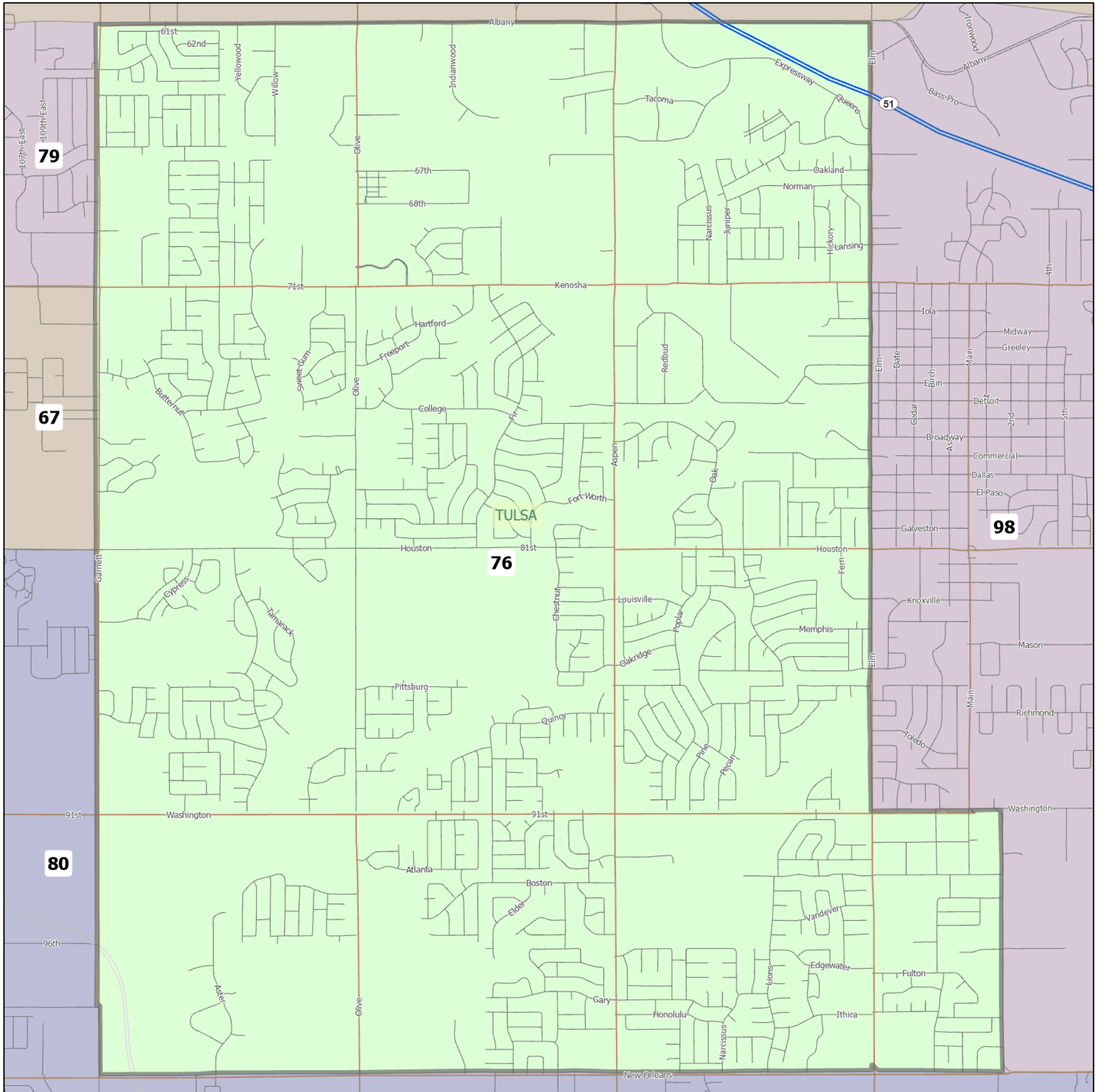
- 9.63% of the district is American Indian and Alaskan Native, alone or in combination with one or more other races.
- 6.98% of the district is Asian, alone or in combination with one or more other races.
- 7.89% of the district is Black or African American, alone or in combination with one or more other races.
- 0.12% of the district is Native Hawaiian and other Pacific Islander, alone or in combination with one or more other races.
- 68.8% of the district is non-Hispanic white.
- 1.95% of the district is some other race or ethnicity.
- 9.15% of the district is of Hispanic or Latino origin.

Area: 13 square miles
Perimeter: 15 miles

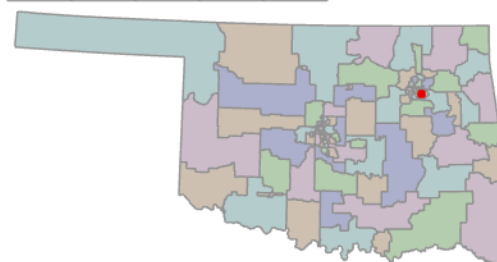
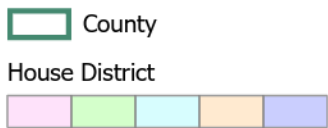
Counties
(* indicates partial county)
Tulsa*

Cities
Broken Arrow

School Districts
Broken Arrow, Union



1 inch equals 0 miles



5/19/2021
Data: U.S. Census Bureau, 2015-2019 American Community Survey. ACS data are based on a sample and are subject to sampling variability. Each estimate has a margin of error. The sum of the racial categories sometimes does not equal 100% because of rounding and because survey participants can select more than one racial category. Hispanic origin is of any race.

