

# HD 77 | Rep. John Waldron

The ideal district population, **38,939**, is based on the latest population estimate. **HD 77** has **39,141** people, which is **0.52%** from the ideal. **5%** of the people in the district are new constituents.

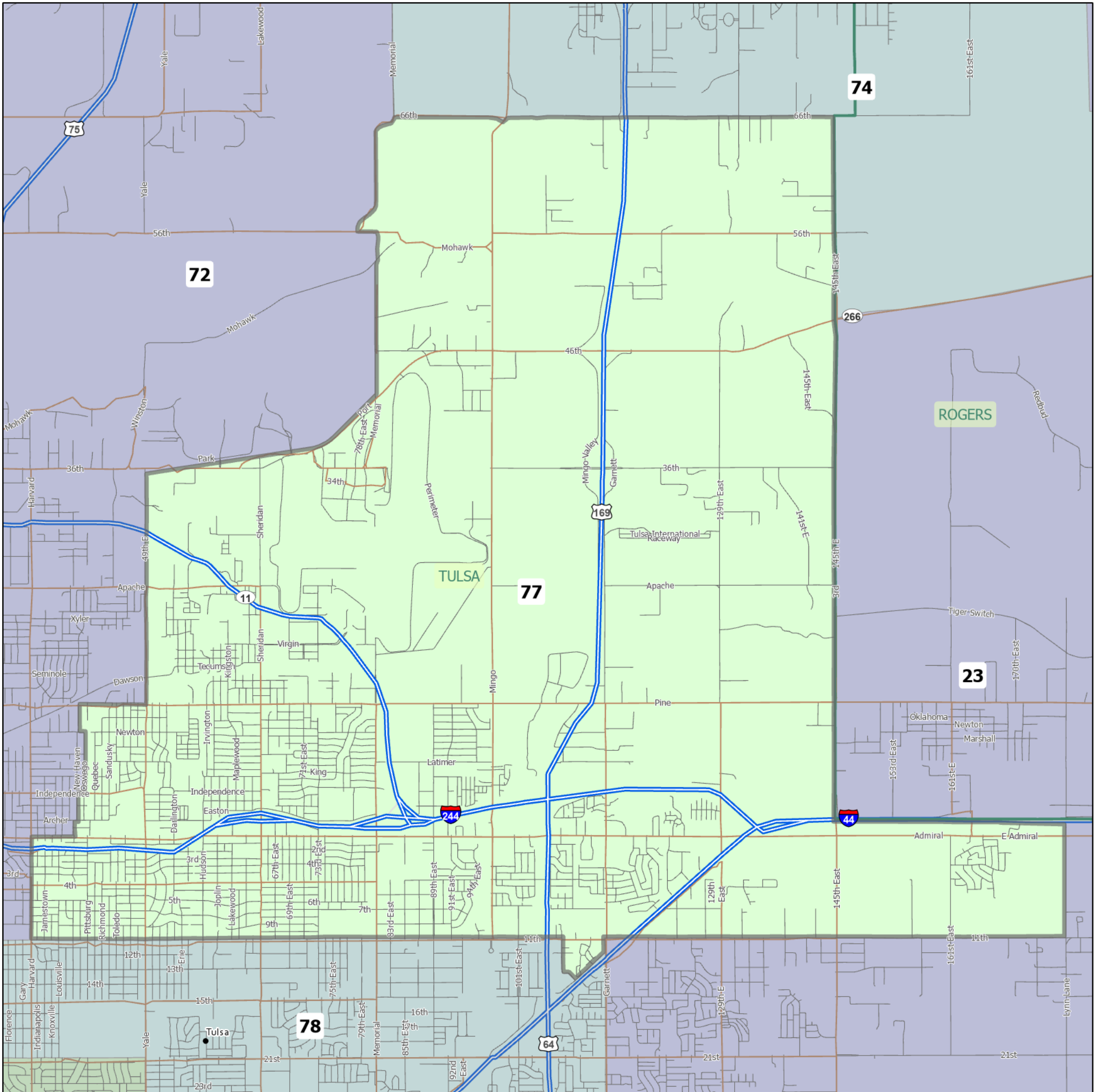
- 12.66% of the district is American Indian and Alaskan Native, alone or in combination with one or more other races.
- 1.4% of the district is Asian, alone or in combination with one or more other races.
- 13.84% of the district is Black or African American, alone or in combination with one or more other races.
- 0.23% of the district is Native Hawaiian and other Pacific Islander, alone or in combination with one or more other races.
- 44.86% of the district is non-Hispanic white.
- 9.86% of the district is some other race or ethnicity.
- 29.69% of the district is of Hispanic or Latino origin.

**Counties**  
 (\* indicates partial county)  
 Tulsa\*

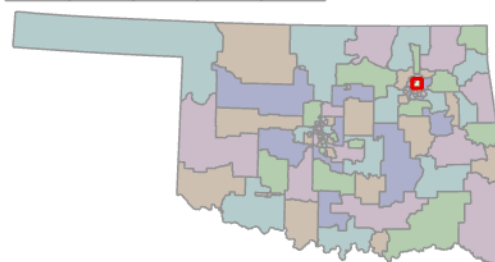
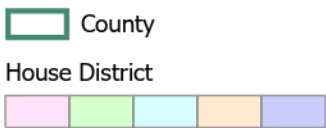
**Cities**  
 Tulsa

**School Districts**  
 Owasso, Tulsa

Area: 40 square miles  
 Perimeter: 32 miles



1 inch equals 1 miles



5/19/2021  
 Data: U.S. Census Bureau, 2015-2019 American Community Survey. ACS data are based on a sample and are subject to sampling variability. Each estimate has a margin of error. The sum of the racial categories sometimes does not equal 100% because of rounding and because survey participants can select more than one racial category. Hispanic origin is of any race.

