

HD 78 | Rep. Meloyde Blancett

The ideal district population, **38,939**, is based on the latest population estimate. **HD 78** has **38,982** people, which is **0.11%** from the ideal. **19%** of the people in the district are new constituents.

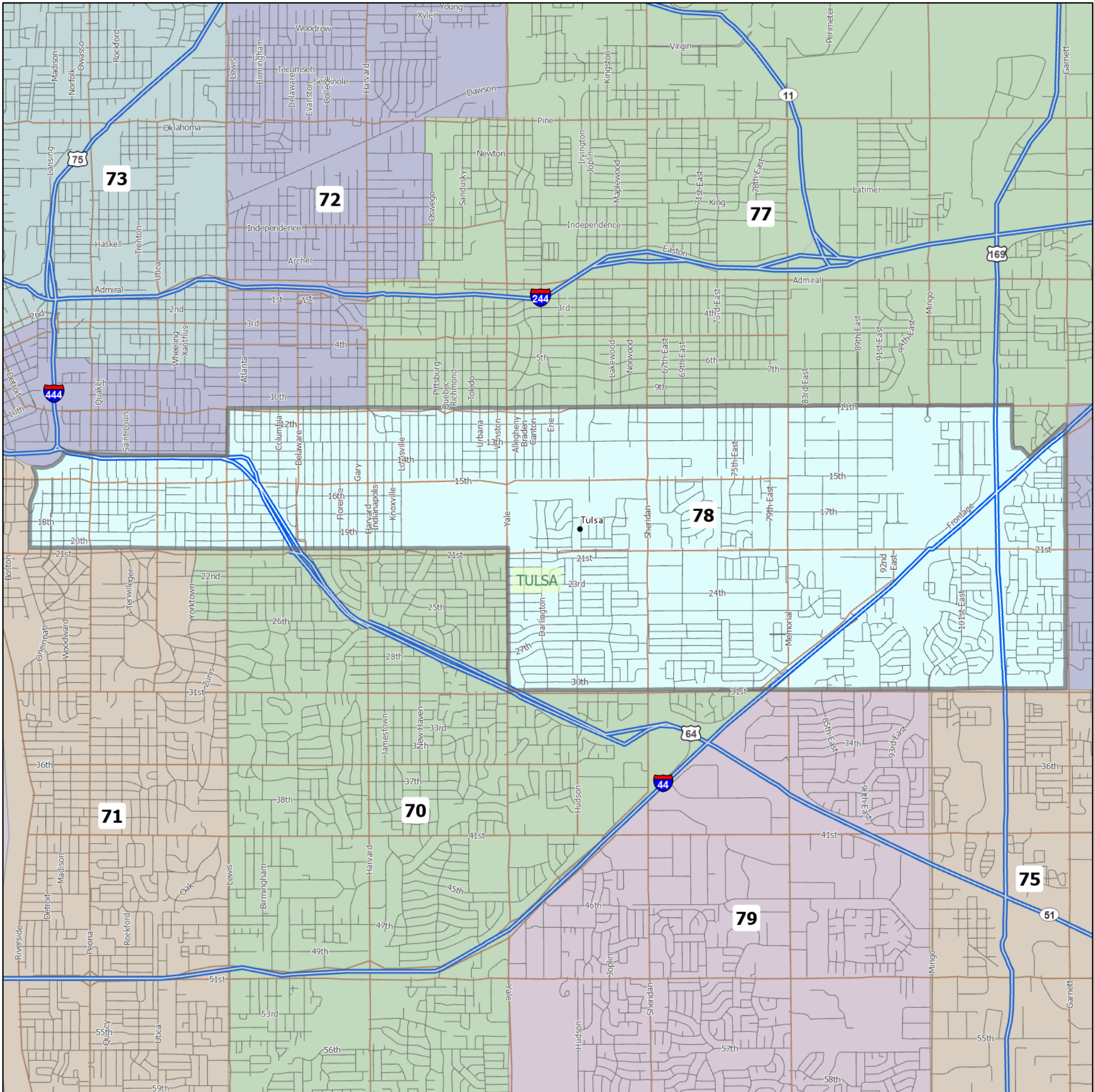
- 9.15% of the district is American Indian and Alaskan Native, alone or in combination with one or more other races.
- 2.53% of the district is Asian, alone or in combination with one or more other races.
- 12.62% of the district is Black or African American, alone or in combination with one or more other races.
- 0.24% of the district is Native Hawaiian and other Pacific Islander, alone or in combination with one or more other races.
- 61.62% of the district is non-Hispanic white.
- 4.26% of the district is some other race or ethnicity.
- 15.29% of the district is of Hispanic or Latino origin.

Area: 11 square miles
Perimeter: 19 miles

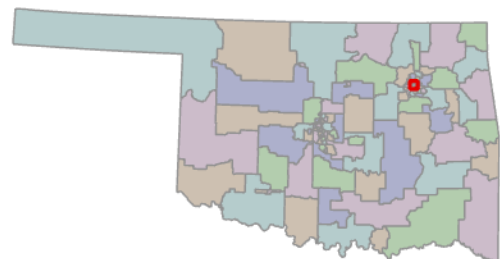
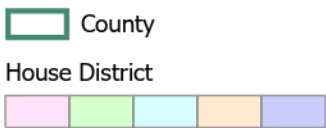
Counties
(* indicates partial county)
Tulsa*

Cities
Tulsa

School Districts
Tulsa



1 inch equals 1 miles



5/19/2021

Data: U.S. Census Bureau, 2015-2019 American Community Survey. ACS data are based on a sample and are subject to sampling variability. Each estimate has a margin of error. The sum of the racial categories sometimes does not equal 100% because of rounding and because survey participants can select more than one racial category. Hispanic origin is of any race.

