

HD 79 | Rep. Melissa Provenzano

The ideal district population, **38,939**, is based on the latest population estimate. **HD 79** has **39,431** people, which is **1.26%** from the ideal. **31%** of the people in the district are new constituents.

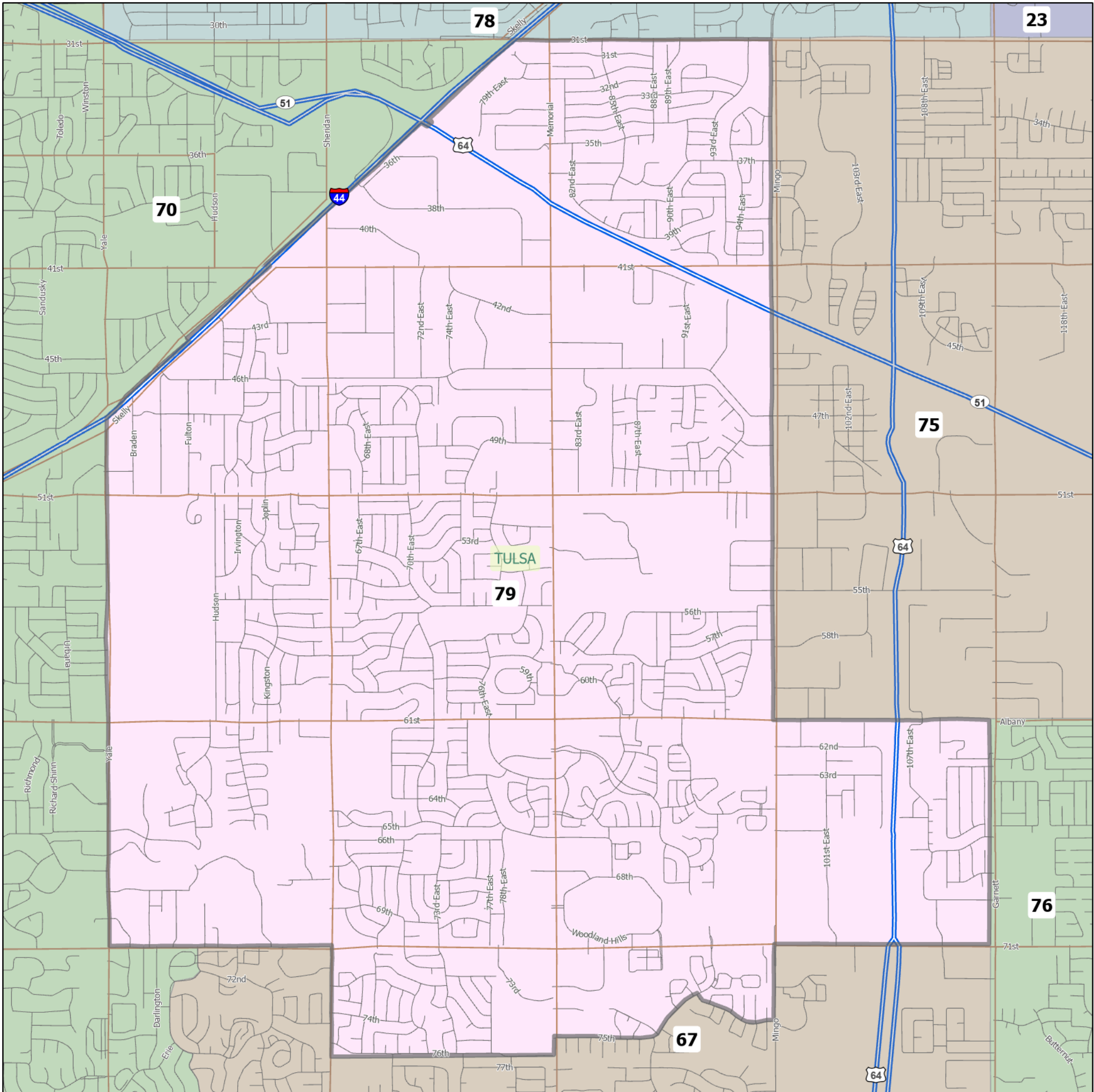
- 9.09% of the district is American Indian and Alaskan Native, alone or in combination with one or more other races.
- 3.91% of the district is Asian, alone or in combination with one or more other races.
- 16.57% of the district is Black or African American, alone or in combination with one or more other races.
- 0.6% of the district is Native Hawaiian and other Pacific Islander, alone or in combination with one or more other races.
- 57.59% of the district is non-Hispanic white.
- 4.4% of the district is some other race or ethnicity.
- 15.01% of the district is of Hispanic or Latino origin.

Area: 12 square miles
Perimeter: 16 miles

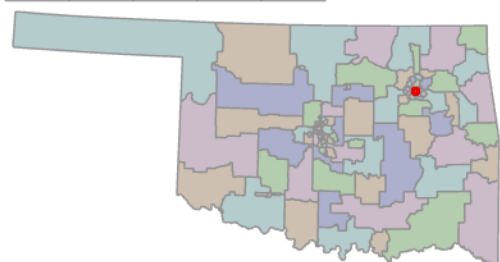
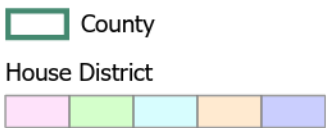
Counties
(* indicates partial county)
Tulsa*

Cities
Tulsa

School Districts
Tulsa, Union



1 inch equals 0 miles



5/19/2021
Data: U.S. Census Bureau, 2015-2019 American Community Survey. ACS data are based on a sample and are subject to sampling variability. Each estimate has a margin of error. The sum of the racial categories sometimes does not equal 100% because of rounding and because survey participants can select more than one racial category. Hispanic origin is of any race.

