

# HD 85 | Rep. Cyndi Munson

The ideal district population, **38,939**, is based on the latest population estimate. **HD 85** has **39,220** people, which is **0.72%** from the ideal. **31%** of the people in the district are new constituents.

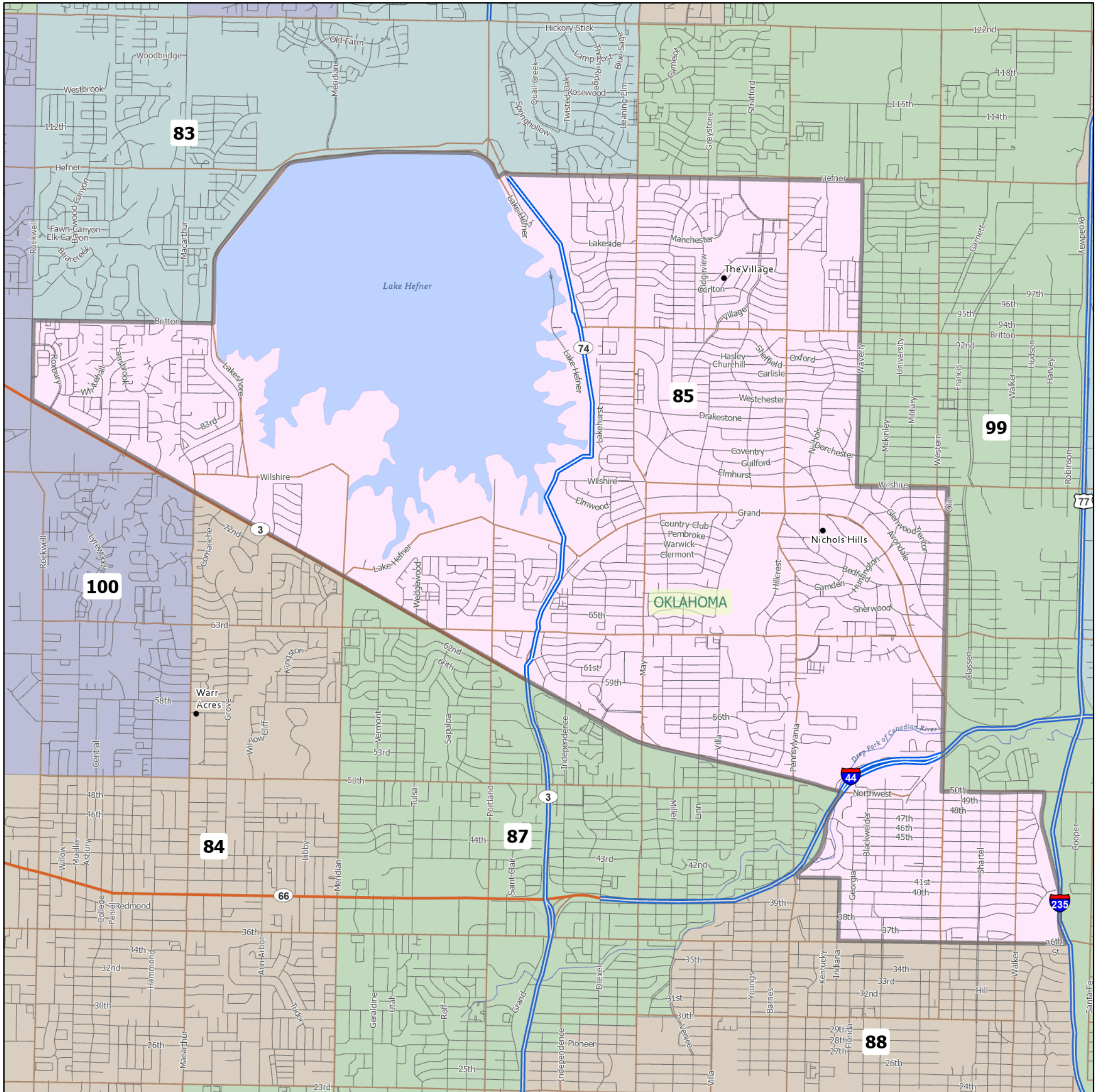
- 5.43% of the district is American Indian and Alaskan Native, alone or in combination with one or more other races.
- 3.89% of the district is Asian, alone or in combination with one or more other races.
- 11.39% of the district is Black or African American, alone or in combination with one or more other races.
- 0.25% of the district is Native Hawaiian and other Pacific Islander, alone or in combination with one or more other races.
- 73.43% of the district is non-Hispanic white.
- 1.49% of the district is some other race or ethnicity.
- 6.64% of the district is of Hispanic or Latino origin.

Area: 18 square miles  
Perimeter: 22 miles

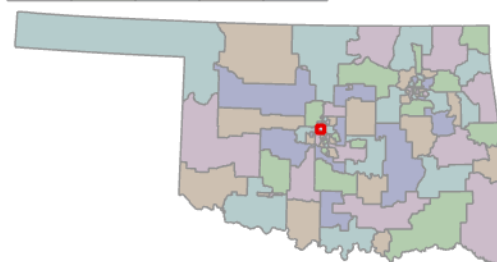
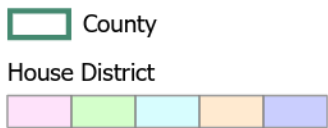
**Counties**  
(\* indicates partial county)  
Oklahoma\*

**Cities**  
Nichols Hills, Oklahoma City, The Village

**School Districts**  
Oklahoma City, Putnam City



1 inch equals 1 miles



5/19/2021  
Data: U.S. Census Bureau, 2015-2019 American Community Survey. ACS data are based on a sample and are subject to sampling variability. Each estimate has a margin of error. The sum of the racial categories sometimes does not equal 100% because of rounding and because survey participants can select more than one racial category. Hispanic origin is of any race.

