

HD 9 | Rep. Mark Paul Lepak

The ideal district population, **38,939**, is based on the latest population estimate. **HD 9** has **39,134** people, which is **0.5%** from the ideal. **27%** of the people in the district are new constituents.

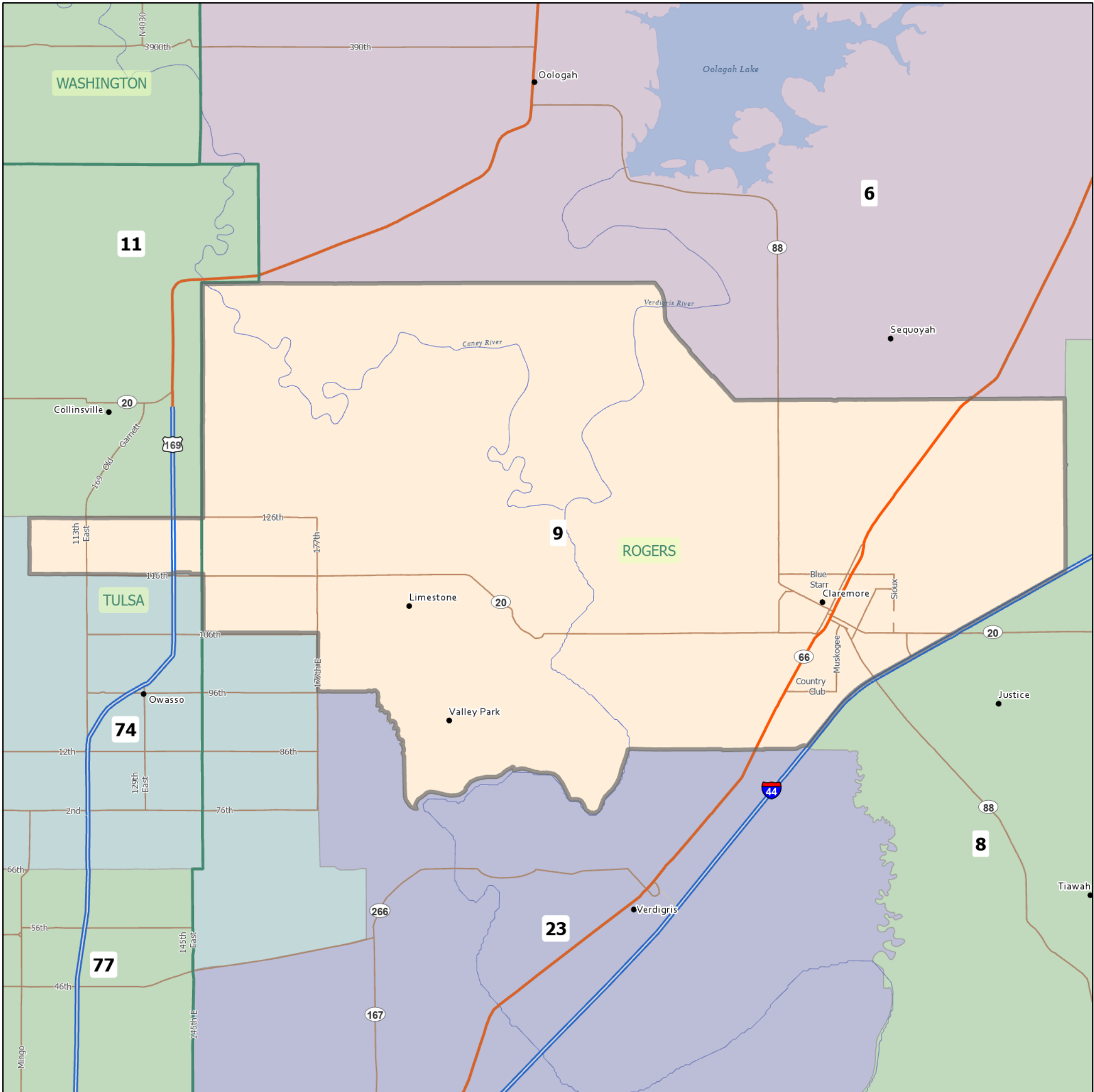
- 19.29% of the district is American Indian and Alaskan Native, alone or in combination with one or more other races.
- 1.75% of the district is Asian, alone or in combination with one or more other races.
- 2.74% of the district is Black or African American, alone or in combination with one or more other races.
- 0.01% of the district is Native Hawaiian and other Pacific Islander, alone or in combination with one or more other races.
- 71.58% of the district is non-Hispanic white.
- 1.78% of the district is some other race or ethnicity.
- 6.34% of the district is of Hispanic or Latino origin.

Area: 99 square miles
Perimeter: 52 miles

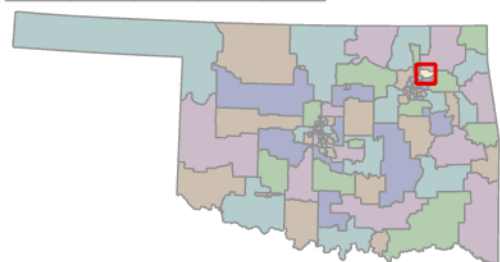
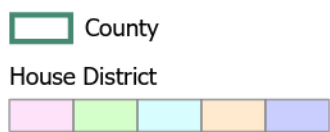
Counties
(* indicates partial county)
Rogers*, Tulsa*

Cities
Claremore, Limestone, Owasso, Valley Park

School Districts
Catoosa, Claremore, Collinsville, Justus-Tiawah, Oologah-Talala, Owasso, Sequoyah



1 inch equals 2 miles



5/19/2021
Data: U.S. Census Bureau, 2015-2019 American Community Survey. ACS data are based on a sample and are subject to sampling variability. Each estimate has a margin of error. The sum of the racial categories sometimes does not equal 100% because of rounding and because survey participants can select more than one racial category. Hispanic origin is of any race.

