

HD 90 | Rep. Jon Echols

The ideal district population, **38,939**, is based on the latest population estimate. **HD 90** has **38,746** people, which is **-0.5%** from the ideal. **9%** of the people in the district are new constituents.

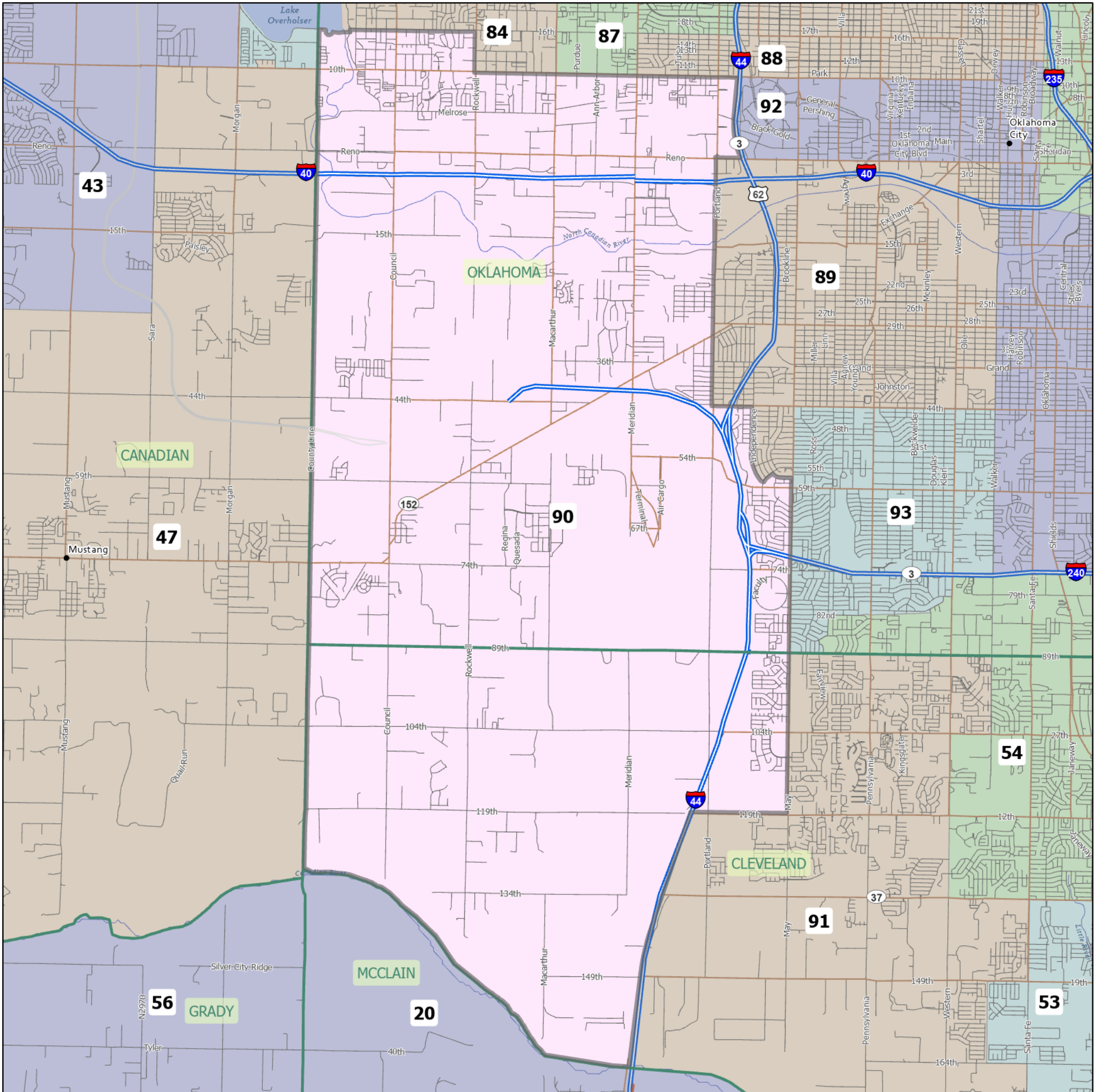
7.93% of the district is American Indian and Alaskan Native, alone or in combination with one or more other races.
 7% of the district is Asian, alone or in combination with one or more other races.
 12.13% of the district is Black or African American, alone or in combination with one or more other races.
 0.54% of the district is Native Hawaiian and other Pacific Islander, alone or in combination with one or more other races.
 49.2% of the district is non-Hispanic white.
 6.18% of the district is some other race or ethnicity.
 26.61% of the district is of Hispanic or Latino origin.

Area: 59 square miles
 Perimeter: 36 miles

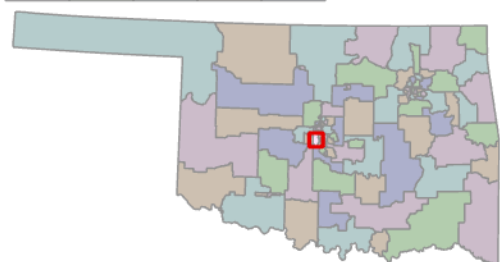
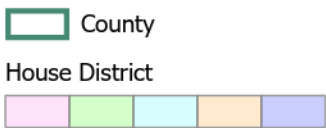
Counties
 (* indicates partial county)
 Cleveland*, Oklahoma*

Cities
 Oklahoma City

School Districts
 Moore, Mustang, Oklahoma City, Putnam City, Western Heights



1 inch equals 1 miles



5/19/2021
 Data: U.S. Census Bureau, 2015-2019 American Community Survey. ACS data are based on a sample and are subject to sampling variability. Each estimate has a margin of error. The sum of the racial categories sometimes does not equal 100% because of rounding and because survey participants can select more than one racial category. Hispanic origin is of any race.

