

# HD 91 | Rep. Chris Kannady

The ideal district population, **38,939**, is based on the latest population estimate. **HD 91** has **39,009** people, which is **0.18%** from the ideal. **12%** of the people in the district are new constituents.

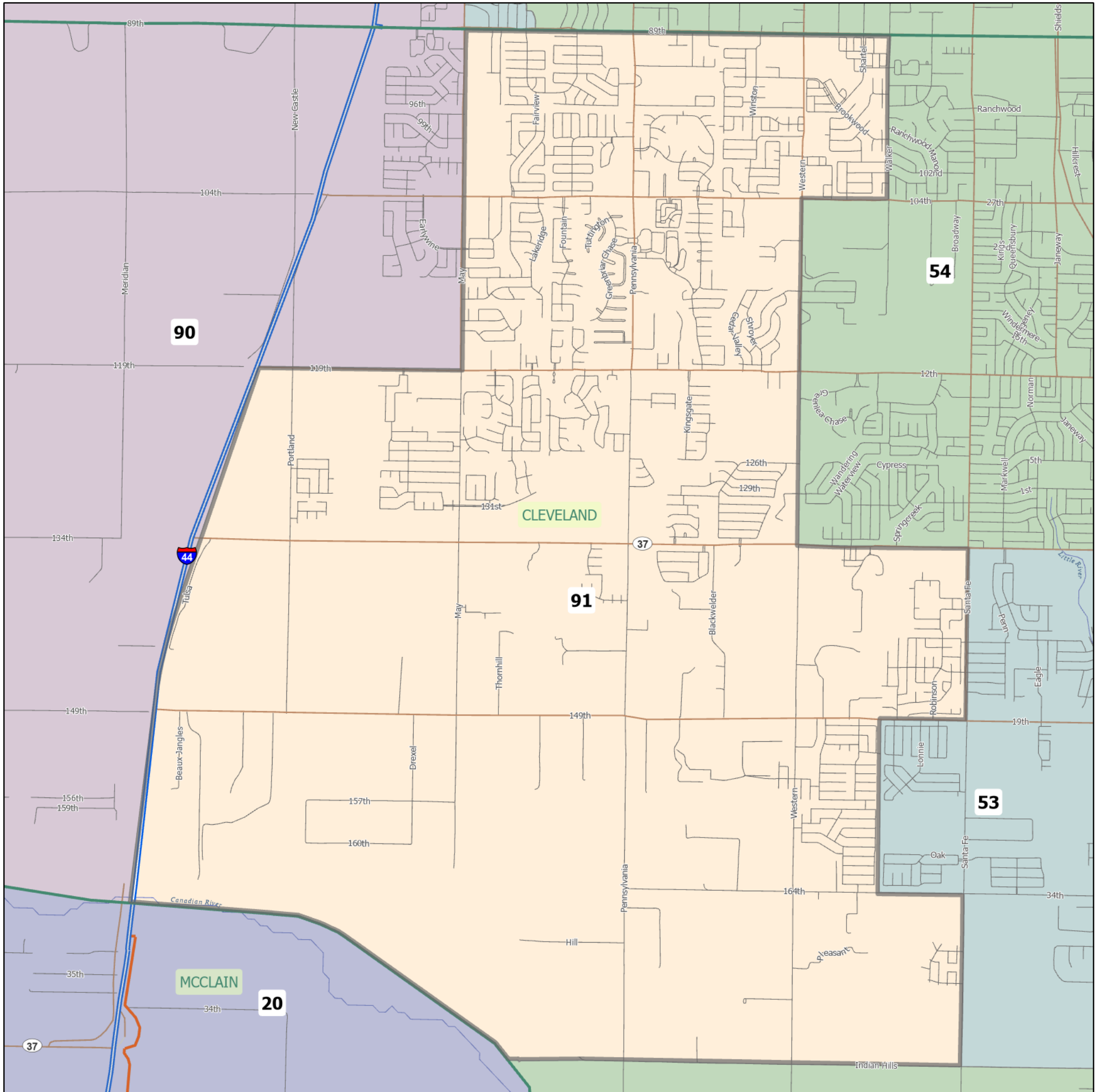
- 7.93% of the district is American Indian and Alaskan Native, alone or in combination with one or more other races.
- 9.46% of the district is Asian, alone or in combination with one or more other races.
- 4.59% of the district is Black or African American, alone or in combination with one or more other races.
- 0.14% of the district is Native Hawaiian and other Pacific Islander, alone or in combination with one or more other races.
- 71.09% of the district is non-Hispanic white.
- 1.66% of the district is some other race or ethnicity.
- 8.5% of the district is of Hispanic or Latino origin.

Area: 20 square miles  
Perimeter: 23 miles

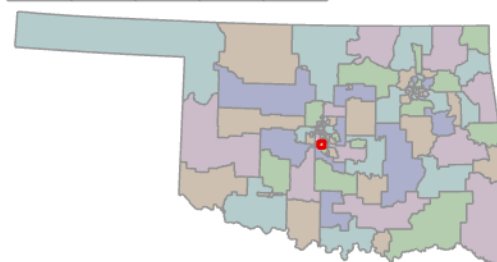
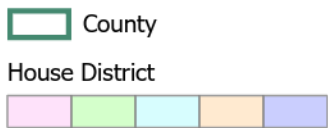
Counties  
(\* indicates partial county)  
Cleveland\*

Cities  
Oklahoma City

School Districts  
Moore



1 inch equals 1 miles



5/19/2021  
Data: U.S. Census Bureau, 2015-2019 American Community Survey. ACS data are based on a sample and are subject to sampling variability. Each estimate has a margin of error. The sum of the racial categories sometimes does not equal 100% because of rounding and because survey participants can select more than one racial category. Hispanic origin is of any race.

