

HD 93 | Rep. Mickey Dollens

The ideal district population, **38,939**, is based on the latest population estimate. **HD 93** has **39,212** people, which is **0.7%** from the ideal. **7%** of the people in the district are new constituents.

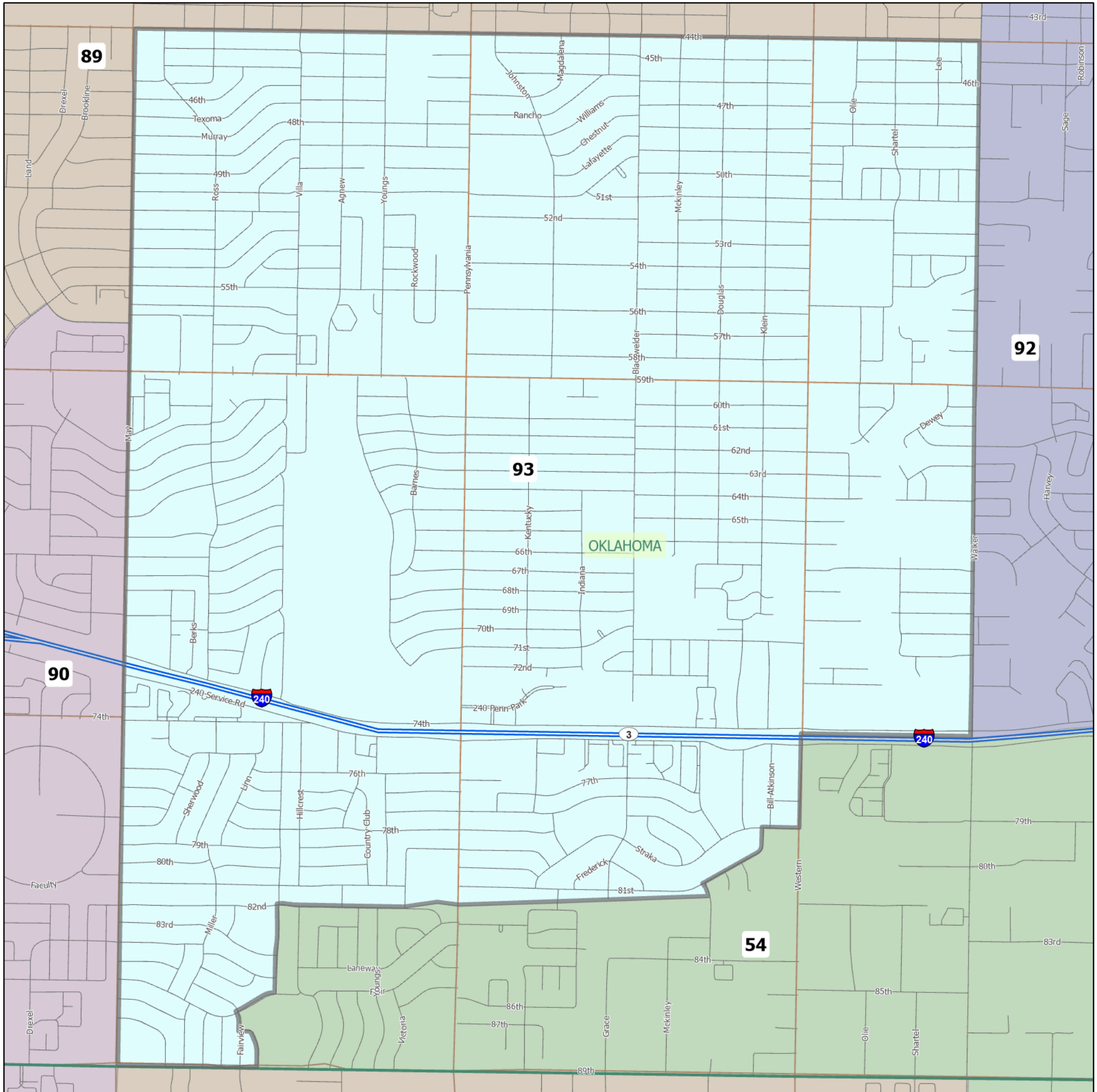
- 6.24% of the district is American Indian and Alaskan Native, alone or in combination with one or more other races.
- 1.66% of the district is Asian, alone or in combination with one or more other races.
- 10.11% of the district is Black or African American, alone or in combination with one or more other races.
- 0.41% of the district is Native Hawaiian and other Pacific Islander, alone or in combination with one or more other races.
- 37.34% of the district is non-Hispanic white.
- 12.58% of the district is some other race or ethnicity.
- 46.81% of the district is of Hispanic or Latino origin.

Area: 6 square miles
Perimeter: 11 miles

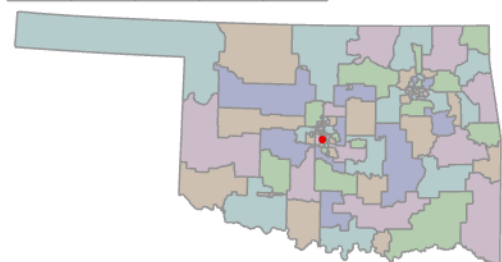
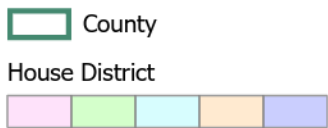
Counties
(* indicates partial county)
Oklahoma*

Cities
Oklahoma City

School Districts
Moore, Oklahoma City, Western Heights



1 inch equals 0 miles



5/19/2021
Data: U.S. Census Bureau, 2015-2019 American Community Survey. ACS data are based on a sample and are subject to sampling variability. Each estimate has a margin of error. The sum of the racial categories sometimes does not equal 100% because of rounding and because survey participants can select more than one racial category. Hispanic origin is of any race.

